



December



Please assist your child in completing the following activities.

Letters & Sounds: x j review	1	2	3	4
	Trace, cut & paste 1-20	Roll a sight word	Play "war" with playing cards Parent initials ___	Play Race to 50
Sight Words: but on will be	5	6	7	8
	Practice tying shoes Parent initials ___	Snowball Ten Frames	Pattern Block Friends- Spin & Graph	Ten frame match up Cut & paste
	9	10	11	12
	Read a Christmas story Parent initials ___	Snowy Sounds	Write your sight words with marshmallows Parent initials ___	Rhyme Time Cut & paste

Family Project - due Monday, Dec 19

Write & illustrate a story about the Gingerbread man. Use your imagination 😊

1-20 Cut, Paste and Trace

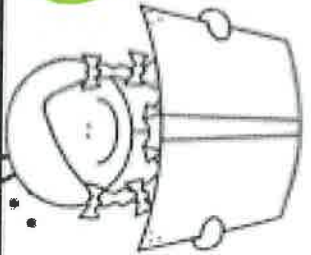
1

① Directions: Cut out the numbers and paste them in order from 1-20.
Trace the numbers.










4	10	2	11	6	9	16	0
15	5	1	8	7	3	19	18
14	13	12	17	10	4	8	20

2



Roll A Sight Word



but

will

on

be

where

find

Ready to Roll

Name: _____

RACE TO 50 4

Start at the number 1. Take turns rolling the die and moving forward that many spaces. The first player to reach 50 wins!

PLAYER 1

1	2	3	4	5	6	7	8	9	10
11	12	13	14	15	16	17	18	19	20
21	22	23	24	25	26	27	28	29	30
31	32	33	34	35	36	37	38	39	40
41	42	43	44	45	46	47	48	49	50

PLAYER 2


1	2	3	4	5	6	7	8	9	10
11	12	13	14	15	16	17	18	19	20
21	22	23	24	25	26	27	28	29	30
31	32	33	34	35	36	37	38	39	40
41	42	43	44	45	46	47	48	49	50

Name: _____

6

Directions: Count each ten frame. Color or dab the snowball to show how many.

SNOWBALL Ten Frames



12 13 14

●	●	●	●
●	●	●	●

14 15 16

●	●	●	●
●	●	●	●
●	●		

13 14 15

●	●	●	●
●	●	●	●

14 15 16

●	●	●	●
●	●	●	●

15 16 17

●	●	●	●
●	●	●	●

12 13 14

18 19 20

●	●	●	●
●	●	●	●

18 19 20

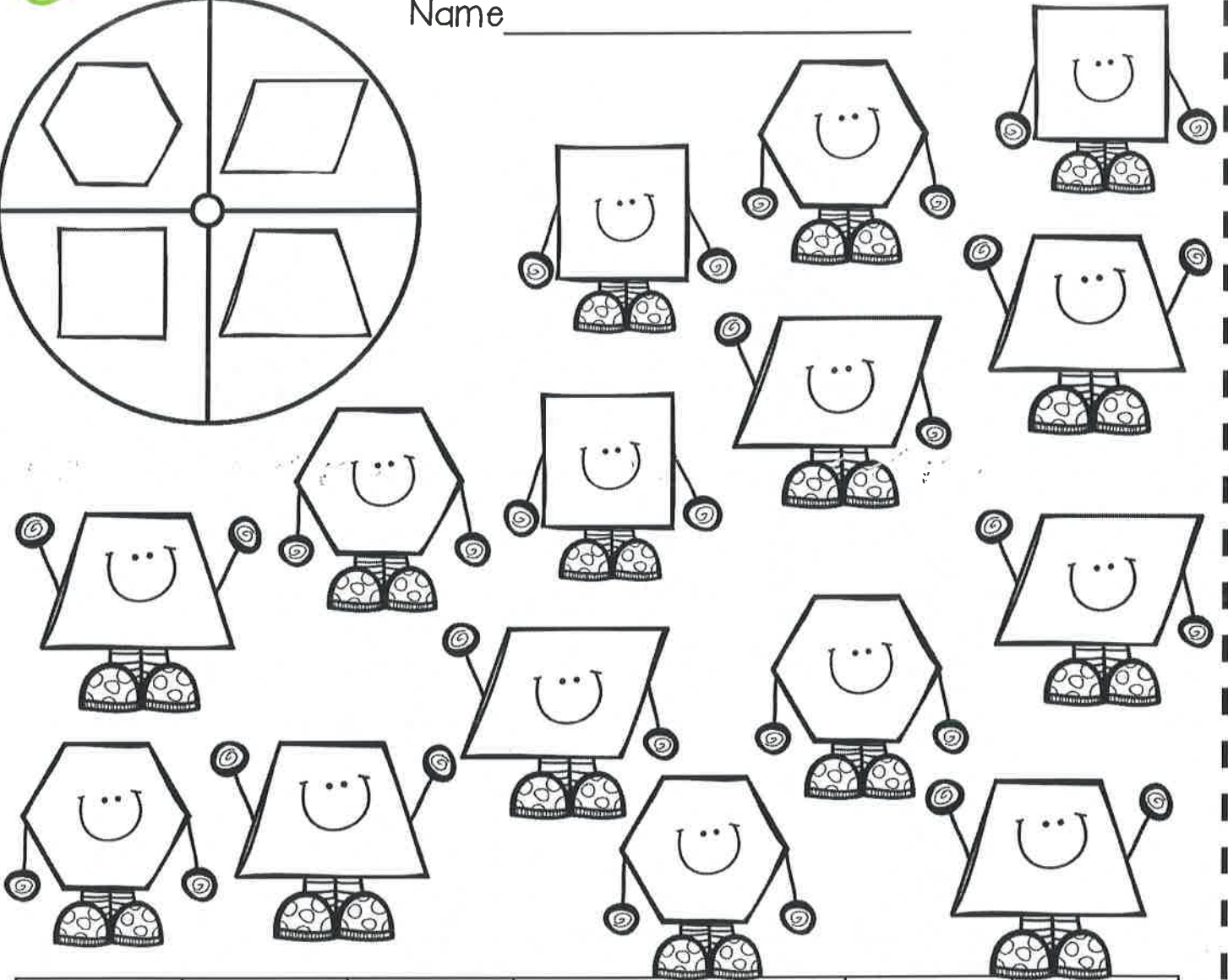
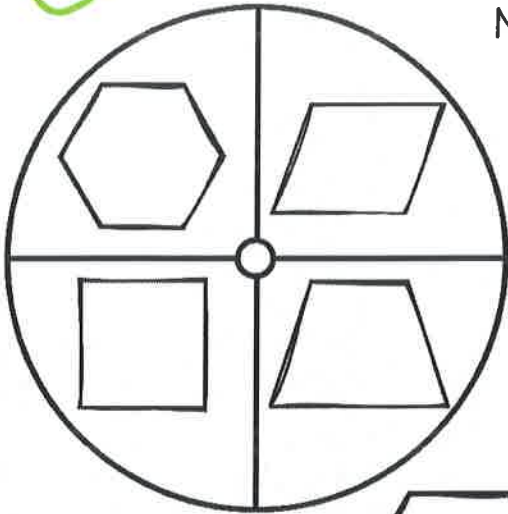
●	●	●	●
●	●	●	●


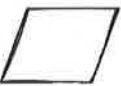


Pattern Block Friends

7

Spin the spinner and find a pattern block friend that matches.
Count the pattern block friends and complete the graph.

Name _____




Name _____



Ten Frames



Directions: Count the number on each ten frame set. Cut and paste the matching number next to the ten frame.

	<input type="text" value="Paste Here"/>		<input type="text" value="Paste Here"/>
	<input type="text" value="Paste Here"/>		<input type="text" value="Paste Here"/>
	<input type="text" value="Paste Here"/>		<input type="text" value="Paste Here"/>
	<input type="text" value="Paste Here"/>		<input type="text" value="Paste Here"/>
	<input type="text" value="Paste Here"/>		<input type="text" value="Paste Here"/>
	<input type="text" value="Paste Here"/>		<input type="text" value="Paste Here"/>
	<input type="text" value="Paste Here"/>		<input type="text" value="Paste Here"/>
	<input type="text" value="Paste Here"/>		<input type="text" value="Paste Here"/>
	<input type="text" value="Paste Here"/>		<input type="text" value="Paste Here"/>
	<input type="text" value="Paste Here"/>		<input type="text" value="Paste Here"/>

11

12

13

14

15

16

17

18

19

20

Name: _____

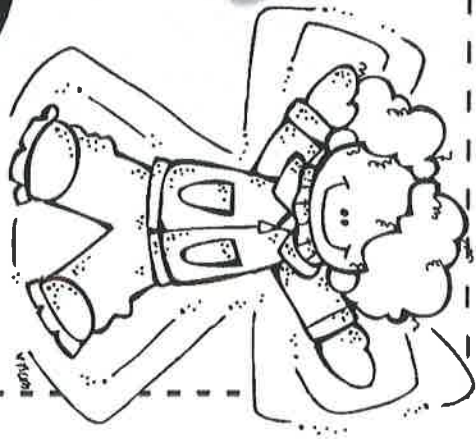

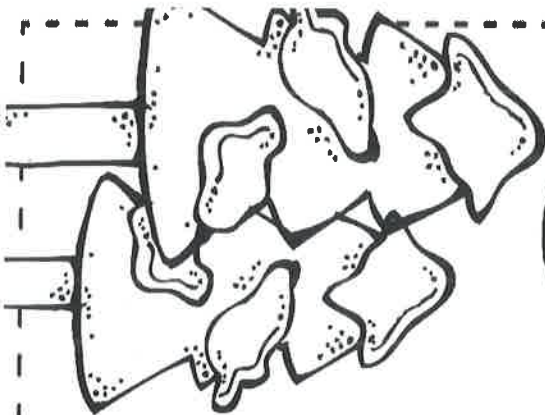
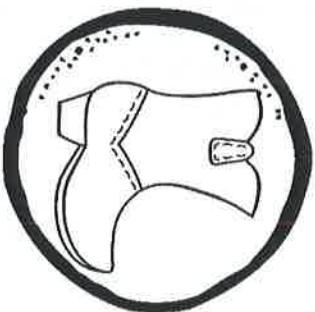
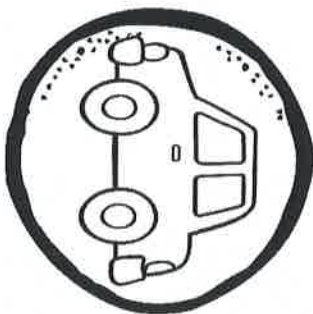


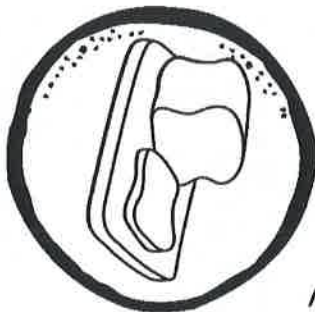

Directions: Identify the ending sound of each picture. Use the color code to color the pictures.

@10

Snowy Sounds

Color Code

d - red n - green r - blue t - yellow




Name: _____

12


Rhyme Time!

Directions: Say the name of each picture.


Cut and paste the picture that rhymes on the bottom. Color the pictures.




Paste Here




Paste Here




Paste Here




Paste Here



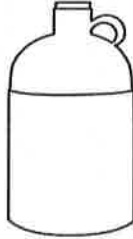
Paste Here



Paste Here



Paste Here



Paste Here

